




District Health Assessment for Multiple District 411 through April 2025

District Name	Status/ Number of Months in Status *	Clubs							Membership							Member Strength		Cancellation		Reports			Finance	Leadership			
		Active Clubs	Clubs in Status Quo	Total Clubs	% Status Quo Clubs in Financial Suspension	New Clubs	Cancelled Clubs	YTD Net Club Gain/Loss	Current Members In Active Clubs	Current Members In Status Quo Clubs	Current Total Members Count	YTD Add	YTD Drop	YTD NetGrowth (includes Active and Status Quo)	YTD NetGrowth% (includes Active and Status Quo)	Member Count 12 Months Ago	Average Member Count Per Club	% of Clubs with less than 20 members	Average Cancelled Club Age	Members Lost Due to Cancelled Clubs	% of Clubs Reporting Service	% No MMR in 3 Months	% No Officer Report in 12 months	% of Clubs with balance 90+ days	Number of Zone Chairs Recorded	Number of Region Chairs Recorded	District Officers Vacancies **
411 A		66	0	66	0%	9	5	4	1868	0	1868	531	334	197	11.79%	1,740	28	29%	11	124	83%	59%	0%	20%	14	0	
411 B		61	0	61	0%	8	2	6	2326	0	2326	637	271	366	18.67%	2,067	38	25%	10	47	89%	43%	0%	31%	13	4	
411 C	P	20	0	20	0%	0	3	-3	513	0	513	112	110	2	0.39%	587	26	25%	28	29	95%	40%	0%	35%	6	0	
		147	0	147	0%	17	10	7	4707	0	4707	1280	715	565	13.64%	4,394	32	27%	16	200	87%	50%	0%	27%	33	4	




District Health Assessment for Multiple District 412 through April 2025

		Clubs								Membership						Member Strength		Cancellation		Reports			Finance	Leadership			
District Name	Status/ Number of Months in Status *	Active Clubs	Clubs in Status Quo	Total Clubs	% Status Quo Clubs in Financial Suspension	New Clubs	Cancelled Clubs	YTD Net Club Gain/Loss	Current Members In Active Clubs	Current Members In Status Quo Clubs	Current Total Members Count	YTD Add	YTD Drop	YTD NetGrowth (includes Active and Status Quo)	YTD NetGrowth% (includes Active and Status Quo)	Member Count 12 Months Ago	Average Member Count Per Club	% of Clubs with less than 20 members	Average Cancelled Club Age	Members Lost Due to Cancelled Clubs	% of Clubs Reporting Service	% No MMR in 3 Months	% No Officer Report in 12 months	% of Clubs with balance 90+ days	Number of Zone Chairs Recorded	Number of Region Chairs Recorded	District Officers Vacancies **
412 A	T(21)	55	1	56	100%	2	2	0	924	10	934	148	184	-36	-3.71%	1,010	17	50%	29	39	59%	54%	14%	27%	13	3	
412 B	T(24)	26	1	27	100%	0	0	0	577	11	588	84	44	40	7.30%	506	22	48%	0	0	44%	59%	11%	26%	0	0	
		81	2	83	100%	2	2	0	1501	21	1522	232	228	4	0.26%	1,516	19	49%	29	39	54%	55%	13%	27%	13	3	




District Health Assessment for District 413 through April 2025

		Clubs							Membership							Member Strength		Cancellation		Reports			Finance	Leadership			
District Name	Status/ Number of Months in Status *	Active Clubs	Clubs in Status Quo	Total Clubs	% Status Quo Clubs in Financial Suspension	New Clubs	Cancelled Clubs	YTD Net Club Gain/Loss	Current Members In Active Clubs	Current Members In Status Quo Clubs	Current Total Members Count	YTD		YTD NetGrowth (includes Active and Status Quo)	YTD NetGrowth% (includes Active and Status Quo)	Member Count 12 Months Ago	Average Member Count Per Club	% of Clubs with less than 20 members	Average Cancelled Club Age	Members Lost Due to Cancelled Clubs	% of Clubs Reporting Service	% No MMR in 3 Months	% No Officer Report in 12 months	% of Clubs with balance 90+ days	Number of Zone Chairs Recorded	Number of Region Chairs Recorded	District Officers Vacancies **
												YTD Add	YTD Drop														
413		48	0	48	0%	1	1	0	1394	0	1394	206	157	49	3.64%	1,427	29	25%	8	15	65%	58%	2%	54%	12	5	
		48	0	48	0%	1	1	0	1394	0	1394	206	157	49	3.64%	1,427	29	25%	8	15	65%	58%	2%	54%	12	5	



District Health Assessment for Ident 5947 - SOMALIA - UND through April 2025

<div></div> <div>Status/ District Name of Months in Status *</div>		Clubs							Membership							Member Strength		Cancellation		Reports			Finance	Leadership		
		Active Clubs	Clubs in Status Quo	Total Clubs	% Status Quo Clubs in Financial Suspension	New Clubs	Cancelled Clubs	YTD Net Club Gain/ Loss	Current Members In Active Clubs	Current Members In Status Quo Clubs	Current Total Members Count	YTD Add	YTD Drop	YTD NetGrowth (includes Active and Status Quo)	YTD NetGrowth% (includes Active and Status Quo)	Member Count 12 Months Ago	Average Member Count Per Club	% of Clubs with less than 20 members	Average Cancelled Club Age	Members Lost Due to Cancelled Clubs	% of Clubs Reporting Service	% No MMR in 3 Months	% No Officer Report in 12 months	% of Clubs with balance 90+ days	Number of Zone Chairs Recorded	Number of Region Chairs Recorded
Ident 5947 - SOMALIA		3	0	3	0%	0	0	54	0	54	1	0	1	1.89%	53	18	67%	0	0	0%	67%	0%	33%	0	0	
		3	0	3	0%	0	0	54	0	54	1	0	1	1.89%	53	18	67%	0	0	0%	67%	0%	33%	0	0	

* - District Status: P - Provisional, T - Transitional.
** - District Officers Vacancies: DG - District Governor, 1st VDG - First Vice District Governor, 2nd VDG - Second Vice District Governor.